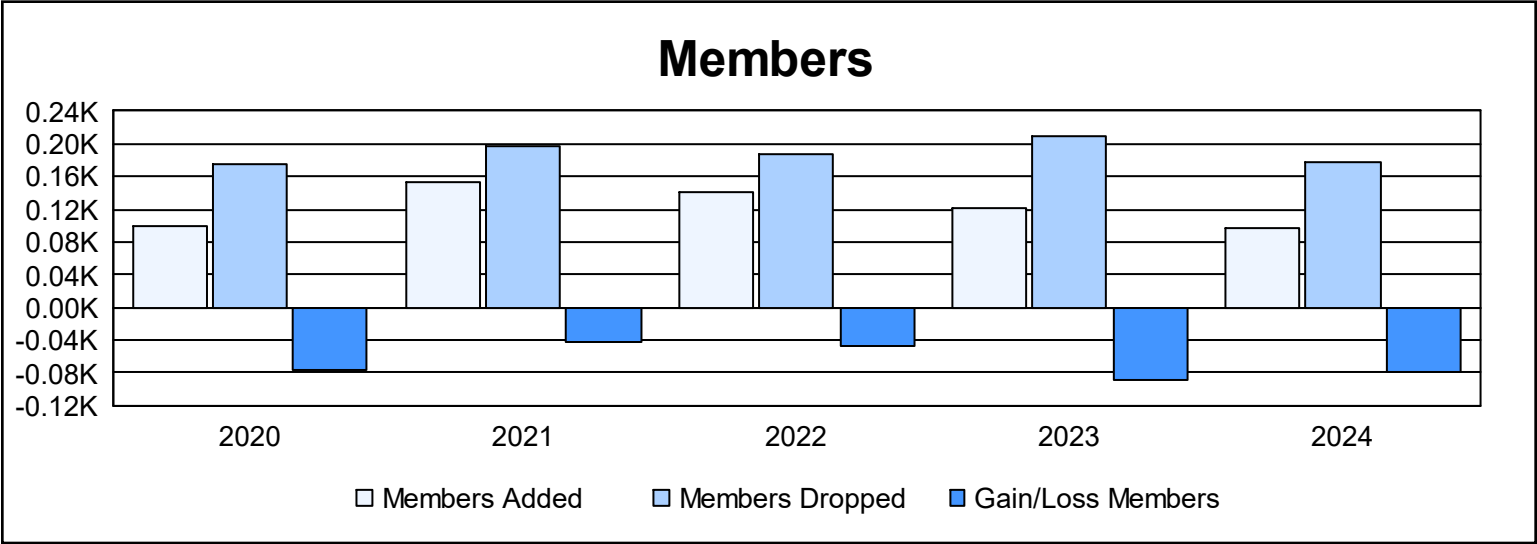
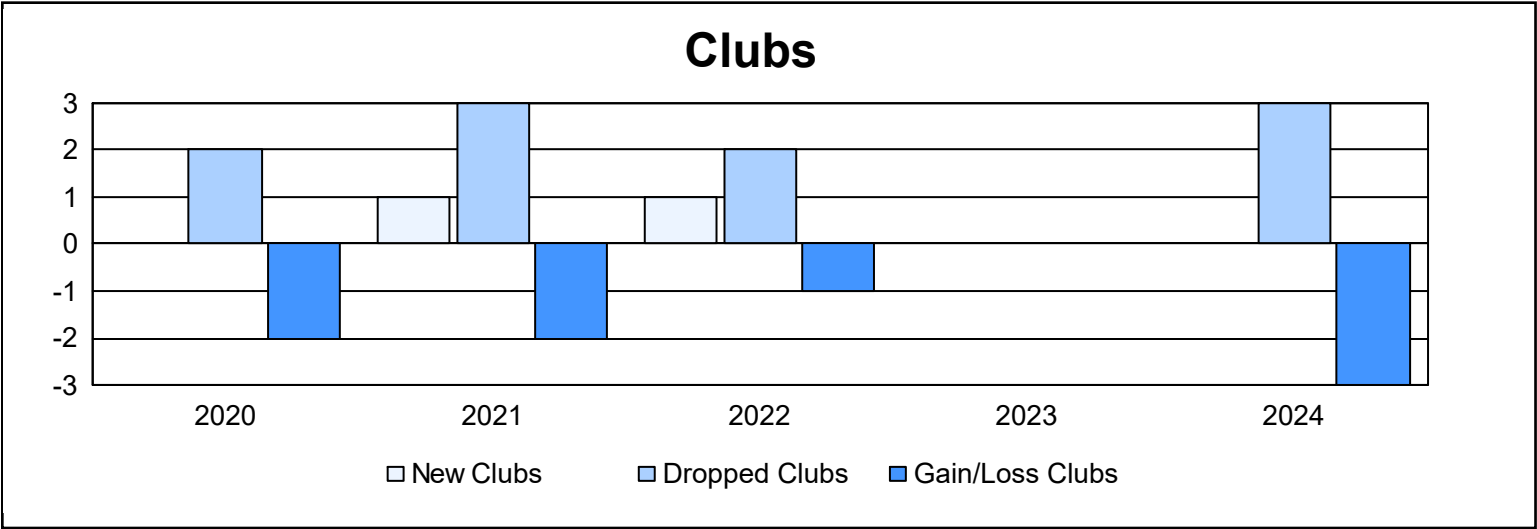
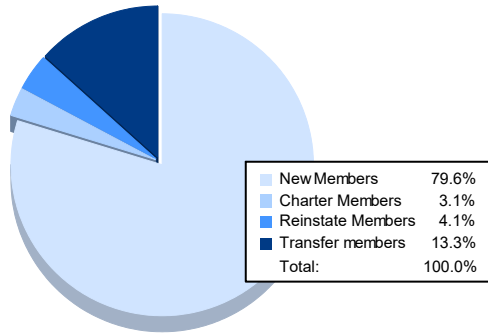


Year	New Clubs	Dropped Clubs	Gain/ Loss Clubs	New Members	Charter Members	Reinstate Members	Transfer Members	Total Member Added	Total Members Dropped	Gain/ Loss Members
2019-2020	0	2	-2	88	0	7	5	100	176	-76
2020-2021	1	3	-2	115	29	4	6	154	197	-43
2021-2022	1	2	-1	108	22	2	9	141	188	-47
2022-2023	0	0	0	113	0	7	2	122	210	-88
2023-2024	0	3	-3	78	3	4	13	98	178	-80
Average	0	2	-2	100	11	5	7	123	190	-67



### Membership Composition June 2024 Cumulative



### Gender Composition June 2024 Cumulative

